


# OTARTO REPLICA CLUB



Newsletter 10.

Well we are into a new year, Happy New Year to you all, may you be successful and prosperous throughout 1991.

This year we are hoping will be the year the Club really gets going, with more events to attend, and whats more important lots more cars finished and on the road.

As for this newsletter, well I have just about given up, with very little input, only from the regular hard core, thanks to them we have a newsletter. So from the rest of you, lets have some contribution, no matter how little.

AGM 91.

Philip Dolby volunteered at the 90AGM to find a venue around in the Notts. area for some time in late March 91. This he has done.

The Date:- 17th March 91      Time 11am

The Venue:- The Priory Hotel (Toby Inn)

Wollaton Vale

Wollaton

Nottingham.      Telephone, 0602 221691

Where the assistant Manageress (Anna) has agreed to make an upstairs room available, with coffee being served from 11am. After the AGM we can move downstairs to the Pantry for lunch, drinks etc.

Typical Fare :- Chilli Con Carne, Lasagne, Spaghetti, Bolognese, Steak & Kidney Pie etc. approx. £3.50

Full Sunday Lunch approx. £4.50

If after the AGM you wish to visit Donnington Park Motor Museum its about 15-20mins. away and it will cost £4 Adults £1.5 children.

A visit to the Motor Racing Circuit can be made by appointment with Mrs Glynnis Stevens at the circuit in writing.

Directions to the Priory Hotel.

Leave the M1 at Junction 25 on the A52 to Nottingham, keep on A52 over two traffic islands the Hotel is situated on the third traffic island. see map.

cont'd

AGM continued.

We would like you all to attend, the more the merrier, we appreciate that a few of you can't, but if your reason for not attending is transport maybe you can get a lift. Your local Pub meet organiser can possibly help here. Your contribution to the AGM is important, so if you are unable attend and you have any ideas that you feel would make the club better in any way could you please let either Roger Donnan or myself know. At the last AGM, Officers were appointed to investigate and promote various areas and activities that was felt necessary to make the club more complete, the officers will report on their year's activities at this 91AGM.

As normal all Committee and Officers positions will be up for nomination. So if you feel you would like a go, get yourself nominated.

Nominations required for the following:-

Secretary,-- Treasurer,-- Editor (Newsletter),--- Social Events Officer,-- Help Line Officer,-- Competition Officer,-- Lancia MC Officer,-- Fiat TCR Officer,-- Regalia Officer,-- Local meets Organiser, ETC.

Hope to see you all there.

LANCIA MOTOR CLUB.

Track events:- Letter from the club Secretary.

Dear SRC member,

May I firstly introduce myself to you, as the new Secretary of the Lancia Motor Club, having taken over the position from Mrs Betty Rees, a stalwart member of the club for many yaers.

I wish to bring a subject to your attention, Lancia Motor Club track events. Are you aware that by RAC rules all entries are restricted to fully paid up members of the Lancia Motor Club. Perhaps you are already a member, in which case I apologise for approaching you, but if not, you may join for just £17.50 per year and benefit from all the clubs facilities.

I look forward to hearing from you. Telephone No. 0703 898848

Yours sincerely

Mrs. Mary Crowe  
Club Secretary.

FIAT TWIN CAM REGISTER.

Intermarque Challenge:- I did hear a rumour that the rules were being amended, and it may be possible for the Stratos Replicas to qualify. If you are interested contact Philip Jordan.

cont'd

FACTSHEET 10

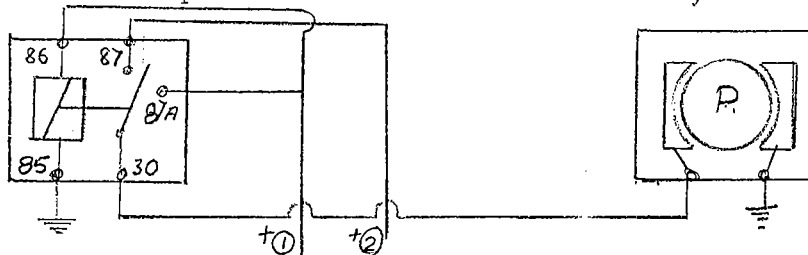
DECALS:-

MOK Enterprises are offering a set of 6 decals for £40, in white or black, a new and better source. Set comprises 2 STRATOS (door), 2 BERTONE & Insignia, LANCIA & STRATOS (rear). Other colours and part sets available on request, also Pirelli POA. 089-275-288

MODELS:-

It appears there will soon be a new STRATOS kit available from AUTO CREATIONS. This model kit was judged the best kit of Modelex90. It looks as if the 1/43scale kit will be about £60.

VOLUMEX ENGINE WIRING:-For anyone else using a Volumex engine here are the extra wiring diagrams required. The first one is for the fuel pump, an electric one replaces the mechanical one usually found on Beta engines.



LIVE FEED 1 - Connect to relay terminal 86 and loop 87A. This is an ignition on live only providing current during normal running.

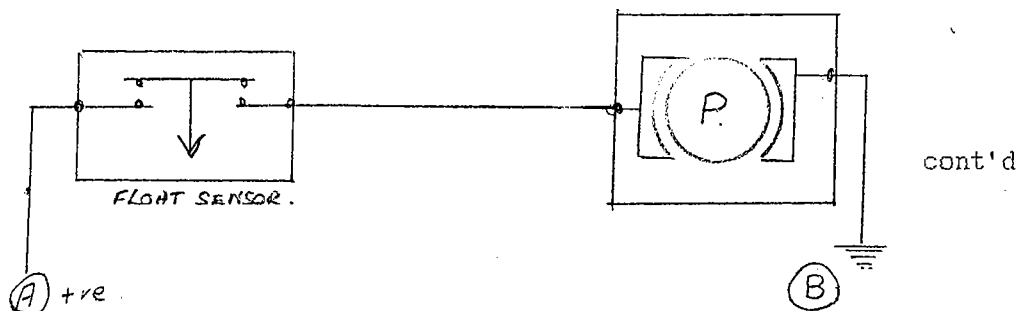
LIVE FEED 2 - Connect to relay terminal 87. This is live only when the starter motor is cranking the engine. (Take the load from the starter relay feed from the ignition switch - red white wire.)

PUMP FEED - Terminal 30 on relay to fuel pump which is then earthed.

RELAY EARTH - (Clever bit!!) Terminal 85 on the relay is earthed via the low oil pressure switch on the engine, ie. when there is no oil pressure the pump will not run unless the starter motor is engaged. Once there is oil pressure the feed is back to ignition control as the engine is running! (hopefully)

The other additional wiring is designed to aid hot starting:

1. FUEL VAPOUR PUMP - The pump extracts fuel vapour from the supercharger when the ignition is off and the engine is hot.

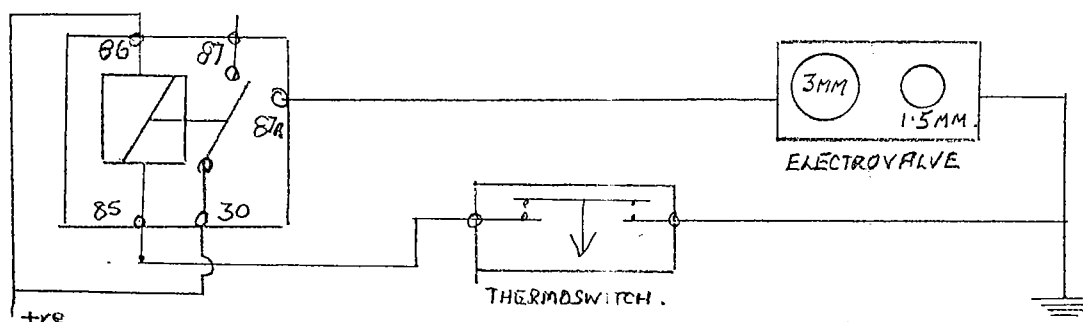


POWER FEED A - Permanent live from battery - fused.

HEAT SENSOR - Placed in the water feed to the auto choke, closes above 70 C or so.

EARTH - Via engine low pressure switch (so that it is not earthed when the engine is running!)

2. FUEL ELECTROVALVE - The restricts fuel flow to the carburettor when the engine is hot. Since it does not stop the fuel pump there must be a return to the tanks BETWEEN the fuel pump and the valve.



POWERFEED - Ignition controlled live. Protect with an 8amp fuse.

THERMOSWITCH - This is bolted to the body of the supercharger in a housing through which the line runs.

ELECTROVALVE - This is placed in the fuel line between the fuel pump and carburettor.

EARTH - NOT via the oil pressure switch!

FUEL ELECTROVALVE OPERATION:-

1. With the engine COLD and ignition on power is supplied to the electrovalve which opens the 3mm orifice, allowing full fuel flow.
2. With the ignition off there is no power to the electrovalve which automatically selects the 1.5mm orifice, reducing any residual flow from the pump after the ignition is switch off.
3. With the engine HOT and ignition on power flows through the thermoswitch to earth, thus there is no power to the electrovalve which selects the restricted orifice as in 2 above. However, the electrovalve only RESTRICTS fuel flow, not stopping it. As the restricted fuel flows through the thermoswitch housing it cools it, opening the switch and therefore restoring power to the electrovalve which then restores full flow.

VOLUMEX CARS

Lancia imported very few Volumex engined cars into the UK. Official figures are 186 HPE and 150 coupe cars so they are very rare. These cars will, in the near future, become the "Fulvia Zagato's" of the Beta range, indeed their values are already rising. Should you be fortunate enough to buy one of these cars, please do not break it for your Stratos replica, keep it and look after it. If you are lucky to find a "write off" then please get the engine AND gearbox for your self and let me or another Volumex owner have the rest, please. So many parts are peculiar to the Volumex that are impossible to buy now - especially trim. Should you find a Volumex in a breakers yard the same applies! Even if someone else has had the engine and box. We need to save as much as possible to keep them on the road!

Finally, it is rumoured that Fiat fitted some of these units to 132/Argentass, but you will have to go to Italy for one of these!

Anybody wanting more details on the wiring or Volumex data can contact Guy Mayers, 15 Roehampton Drive, Crosby, Liverpool 23, L23 7XD. Tel: 051 924 5222 (evenings).

WANTED:-

Dash Light Rheostate, Required urgently. Also Choke Lever Knob/Hand throttle Knob is required from 1300 Fiat X19. PLEASE HELP. Guy Mayers. 051 924 5222

VENUE FOR 1991 AGM.

THE PRIORY HOTEL (TOBY INN)  
WOLLATON VALE  
WOLLATON  
NOTTINGHAM

TEL:- (0602) 221691

